

Restore Notre Dame – restore one of the most magnificent historical monuments in the world to its full the glory!


The Idea

Board game *Restore Notre Dame* can be played as a classic dice board game or without dice. The task is to find the lost artefacts to recreate the name of Notre Dame on the gaming mat. The route goes around the area and finishes at the main tower. There are some obstructions on the way to the finish. When all the construction repairing is done, the first players to get all the necessary artefacts to make the words is the winner.

How to Play

To Begin...

Roll open Lite Lion Games family friendly rollable gaming mat. The Players choose own colour from four available ones. Each Player gets four Player Pawns of the corresponding colour and place them to the Start. The beginner can be chosen randomly, with a coin draw and etc. In according, the other players have one extra turn in the end of the game, if the beginner finishes the first. So, the game can end as a drawn match.



The Turn...

The Players move ahead according to the numbers on the gaming mat. For each turn a random number should be drawn in between numbers 0-3. The best way is to use fingers. The number is determined by amount counted on fingers of both players once shown. (The hand can be hidden behind the back or under the table and when released, the amount can be counted on fingers as shown). The gross number is the spot to be filled.

If both Players show same number, the pawn can move one space ahead. If both Players show zero, the pawn can be moved to the random space in-between numbers 1-6 ahead, which is the first on the route. If there is token on the way, just pick up it and go ahead to the target.

Pictured Tokens in the Spot...




Letters of the pictures will form the words “Notre Dame”. Place the token to the corresponding colour spot.

Other signs' actions are the following:

Restricted direction


The road is closed. Go to the opposite direction on your next turn.



Go ahead

Move the indicated amount of steps ahead.

Move to the Object #




Move ahead to the Object with indicated number. Ignore other pictured tokens on the way for this turn.

Bike



You have found an old bike from the abandoned store. Add one extra step on each turn.

Construction site artefact



A pictured token without letters. Look for the correct spot and fill in with the pictured token. The game continues until all the artefacts are found and repaired.

The Winner...

The game is over when all the artefacts are found and all the construction site are ready, as well as the one of the Plyers form words “Notre Dame” from the letters of own colour. The Players, who is first to form the words continue to play as far as all the artefacts are found. The game can also finish as a drawn match if the first to form the words is the same players who began the game and other player fulfil the task on the following turn.

Gaming Time

Depending of the number of players, approx. 20-40 min.

2-4 players

Gaming Set

Lite Lion Games rollable gaming mat 48x74 cm

4 x 15 pcs tokens

Sticker sheet including 4 x 15 pcs media-material for tokens

4 pcs coloured pawns

Instruction

Caring Instructions

- Always keep the gaming mat rolled the pictured side faced outside in the original tube.
- The mat stands light cleaning with wet cloth or paper.
- Do not rub or use strong detergents.
- Let the mat dry before rolling it up for storage.
- The gaming set contains small parts, which may be dangerous for children less than 3 years old.

Age preference 4+ supervised; 6+ independently

Game Classification: History, Leisure, Education, Early Maths Studying